

SERIES CDTA | COMMUNICATING CARBON DIOXIDE DETECTOR

FEATURES/BENEFITS

- Digital Intelligent Temperature Compensation Algorithm (DITCA™) corrects for errors due to self heating effects of combination wall sensors
- Field selectable Modbus® and BACnet communications reduces wiring
- Single beam dual wavelength CO² sensor
- Replaceable humidity/temperature sensor
- Physical hardware lockout
- Optional remote display tool

APPLICATIONS

- Demand control ventilation in schools, office buildings, hospitals, and other indoor environments
- LEED® certification

DESCRIPTION

The **SERIES CDTA** Communicating Carbon Dioxide Detector combines the function of three room sensors into a single, compact housing. Parameters include carbon dioxide, humidity, temperature, and temperature set point with override. By having field selectable Modbus® and BACnet Communications, only four wires are needed for power and the communication signal. The communicating detectors can be daisy chained together to further reduce installation cost. In order to reduce the set up time, the RS-485 MAC address is set up using on board dip switches. A second set of dip switches are used to select whether output is Modbus® RTU or BACnet MS/TP communication protocols and to limit access to the set up menu.



European Style




North American Style

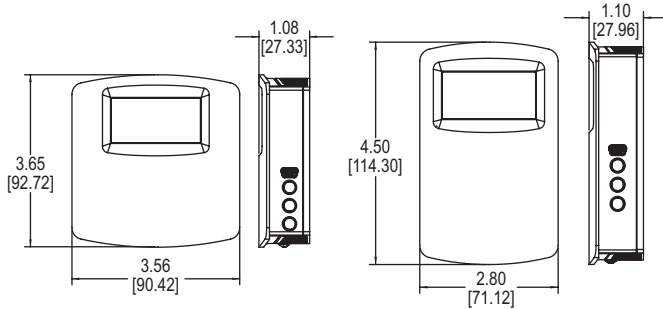
SPECIFICATIONS

Sensor (CO²)	Single beam, dual wavelength NDIR; Humidity: Capacitive polymer; Temperature: 10KΩ thermistor.
Range	CO ² : 0 to 2000 or 5000 PPM CO ² (depending on model); Humidity: 0 to 100% RH; Temperature: 32 to 122°F (0 to 50°C).
Accuracy	CO ² : ±40 ppm ±3% of reading; RH: ±2% (10 to 90% RH); Temperature: ±1°C @ 25°C.
Temperature Dependence (CO²)	±8 ppm / °C at 1100 ppm.
Non-Linearity (CO²)	16 ppm.
Pressure Dependence (CO²)	0.13% of reading per mm of Hg.
Response Time (CO²)	2 minutes for 99% step change.
Temperature Limits	32 to 122°F (0 to 50°C).
Humidity Limits	10 to 95% RH (non-condensing).
Power Requirements	10 to 42 VDC / 10 to 30 VAC.
Power Consumption	0.5 watts; Peak: 1.2 watts.
Output	2-wire RS-485, Modbus® RTU or BACnet MS/TP communication protocol.
Weight	4.4 oz (125 g).
Enclosure Rating	IP20.
Agency Approvals	BTL, CE.

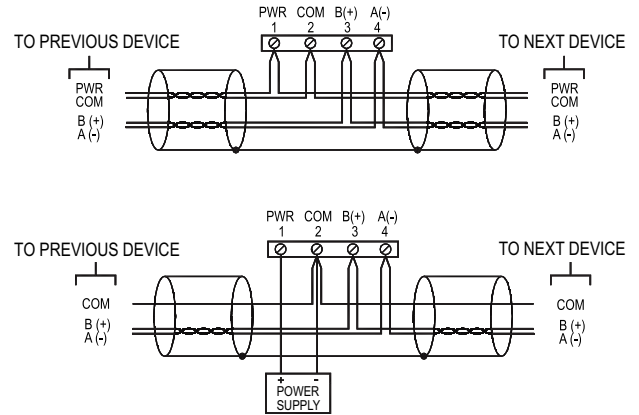




DIMENSIONS

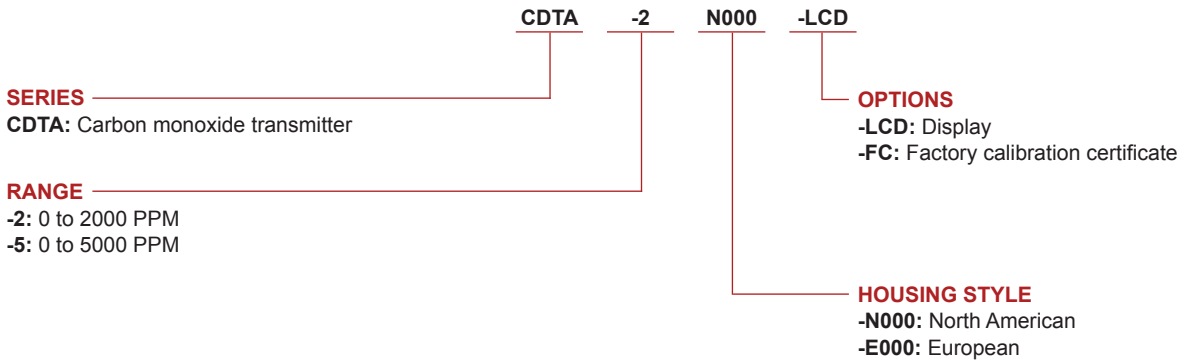


WIRING DIAGRAM



HOW TO ORDER

Use the **bold** characters from the chart below to construct a product code.



ACCESSORIES

Model	Description
GCK-200CO-2000CO2	Calibration gas kit
A-449	Remote LCD display
A-449A	Remote LCD display with buttons
A-CDT-KIT	Accessory kit including terminal block and power supply

Modbus® is a registered trademark of Schneider Automation, Inc.

Important Notice: Dwyer Instruments, Inc. reserves the right to make changes to or discontinue any product or service identified in this publication without notice. Dwyer advises its customers to obtain the latest version of the relevant information to verify, before placing any orders, that the information being relied upon is current.

